





1

With the boiler connection system "Regumat, Oventrop offers all components which are required for the connection of boiler, pump and pipework. The products are supplied as a complete system or, for size DN 25, as individual components, too. Oventrop may thus offer any system or individual component required on site.

Oventrop boiler valves are first class products for heating installations and are made of brass or bronze. The production is subject to a steady quality control thus guaranteeing a long lasting service life without malfunctions.

All Oventrop boiler valves are designed for a pressure of PN 10.

Advantages:

- high functional efficiency
- all components from one supplier
- complete systems available
- high quality materials
- time-saving installation
- technic for complete installation and easy maintenance
- insulation serves as packaging and protection during transport

1 "Regumat M3-130" DN 25

Pump length 130 mm
with three-way mixing valve with presettable bypass, actuator and insulation

2 "Regumat M3-180" DN 32

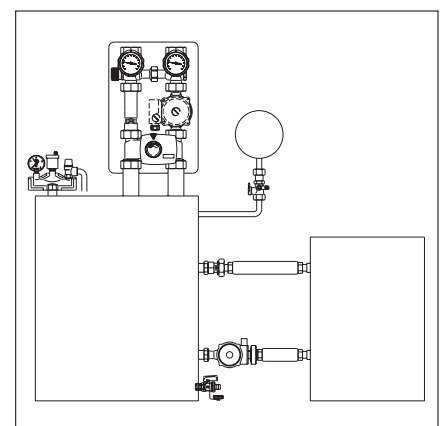
Pump length 180 mm
with three-way mixing valve with presettable bypass, actuator and insulation

3 System illustration



2

2



3



1



2



3

Boiler connection system “Regumat 130/180” – pump length 130 mm or 180 mm – for the connection of the boiler to the pipework. Connection DN 25 1" with 1½" collar nut to heating circuit and boiler.

The “Regumat” are supplied with and without pump and the “Regumat 180” with or without pump ball valve.

1 “Regumat S-130/180” DN 25 consisting of one isolation device with two ball valves and two thermometers, one check valve, one distance piece and one insulation.

Model with or without differential pressure relief device.

Illustration without differential pressure relief device.

2 “Regumat M3-130/180” DN 25 consisting of one isolation device with two ball valves and two thermometers, one check valve, one three-way mixing valve with presettable bypass and actuator and one insulation.

Model with or without differential pressure relief device.

Illustration without differential pressure relief device.

3 “Regumat M4-130/180” DN 25 consisting of one isolation device with two ball valves and two thermometers, one check valve, one bronze four-way mixing valve with presettable bypass and actuator and one insulation.

Model with or without differential pressure relief device.

Illustration without differential pressure relief device.

	Model <u>without</u> mixing valve		Model <u>with</u> mixing valve			
	Regumat S-130 DN 25 S-180 DN 25	Regumat SB-130 DN 25 SB-180 DN 25	Regumat M3-130 DN 25 M3-180 DN 25	Regumat M3B-130 DN 25 M3B-180 DN 25	Regumat M4-130 DN 25 M4-180 DN 25	Regumat M4B-130 DN 25 M4B-180 DN 25
Isolation device (without differential pressure relief device)	X		X		X	
Isolation device with adjustable differential pressure relief device		X		X		X
Check valve	X	X	X	X	X	X
Three-way mixing valve with actuator (suitable for the standard boiler regulations)			X	X		
Four-way mixing valve with actuator (suitable for the standard boiler regulations)					X	X
Distance piece	X	X				
Insulation	X	X	X	X	X	



1



2



3

Boiler connection system “Regumat-180” – pump length 180 mm – for the connection of the boiler to the pipework.

Connection DN 32 1¼" with 2" collar nut to heating circuit and boiler. The “Regumat” is supplied with and without pump.

1 “Regumat S-180” consisting of one isolation device with two ball valves and two thermometers, one check valve, one distance piece and one insulation.

Model with or without differential pressure relief device.

Illustration without differential pressure relief device.

2 “Regumat M3-180” consisting of one isolation device with two ball valves and two thermometers, one check valve, one three-way mixing valve with presettable bypass and actuator and one insulation.

Model with or without differential pressure relief device.

Illustration without differential pressure relief device.

3 “Regumat M4-180” consisting of one isolation device with two ball valves and two thermometers, one check valve, one bronze four-way mixing valve with presettable bypass with actuator and one insulation.

Model with or without differential pressure relief device.

Illustration without differential pressure relief device.

	Model <u>without</u> mixing valve		Model <u>with</u> mixing valve			
	Regumat S-180	Regumat SB-180	Regumat M3-180	Regumat M3B-180	Regumat M4-180	Regumat M4B-180
Isolation device (without differential pressure relief device)	X		X		X	
Isolation device with adjustable differential pressure relief device		X		X		X
Check valve	X	X	X	X	X	X
Three-way mixing valve with actuator (suitable for the standard boiler regulations)			X	X		
Four-way mixing valve with actuator (suitable for the standard boiler regulations)					X	X
Distance piece	X	X				
Insulation	X	X	X	X	X	X



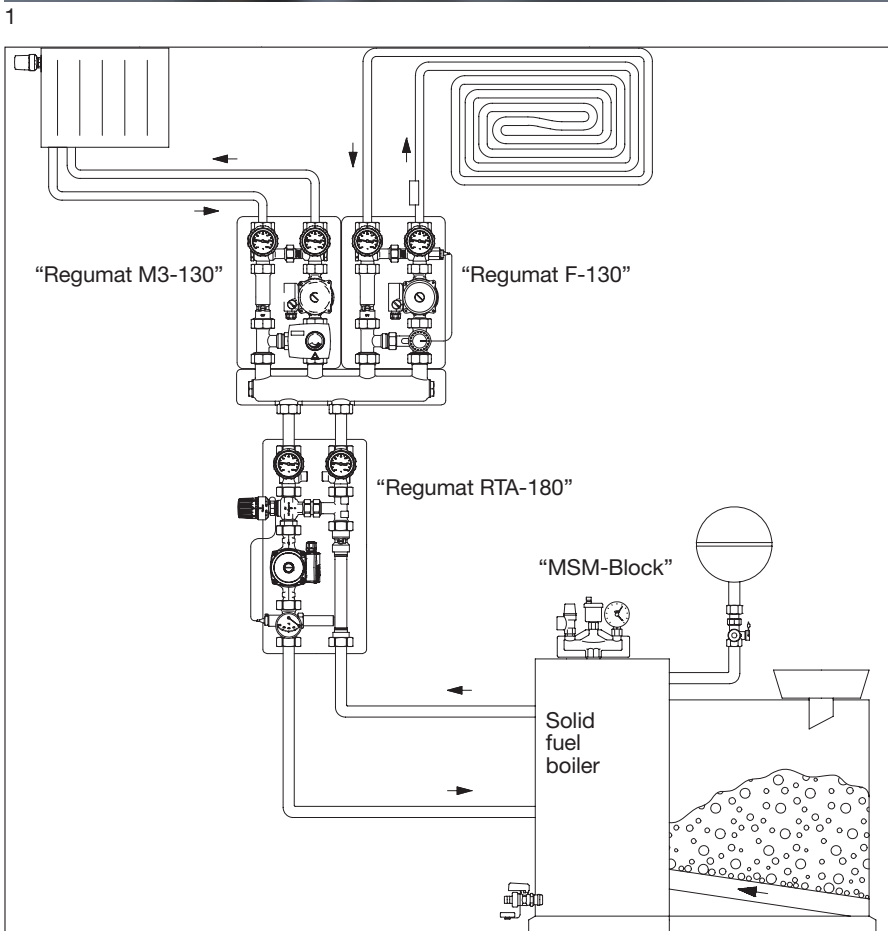
The boiler connection system “Regumat RTA” allows the connection of the heating system/storage cylinder to the wood burning boiler. The minimum return temperature to the wood boiler amounts to of 55 °C and thus lies above the dew point. It prevents the formation of pitch. During start-up, the boiler flow water is short circuited directly to the boiler return via the bypass. Having reached the return temperature of 55 °C, the mixing valve opens to the heat emitters.

Advantages:

- pre-assembled connection system
- depending on the pump size, model “Regumat RTA-130” or “Regumat RTA-180”
- high quality materials
- insulation made of expanded polypropylene supplied with each “Regumat RTA”
- easy installation by use of tailpipe sets
- sensor integrated in the return

The connection system consists of one isolation set (ball valves with thermometers integrated in the handle for supply and return temperature display), one check valve in the supply pipe to avoid gravity circulation, one circulation pump (choice of Wilo or Grundfos pump with a length of 130 or 180 mm) in the return pipe, one three-way mixing valve and one temperature controller with immersion sensor, control range 40–70 °C.

- 1 “Regumat RTA-130”
- 2 System illustration
- 3 “Regumat RTA-180”



3

2



The “Regumat F-130/180” unit with fixed value control is designed for flow temperature control and for limitation of combined radiator/surface heating systems. Flow temperature is controlled within a range of 20–50 °C.

The pump body of the “Regumat FR” is made of bronze to counteract the risk of corrosion in case of system related oxygen input.

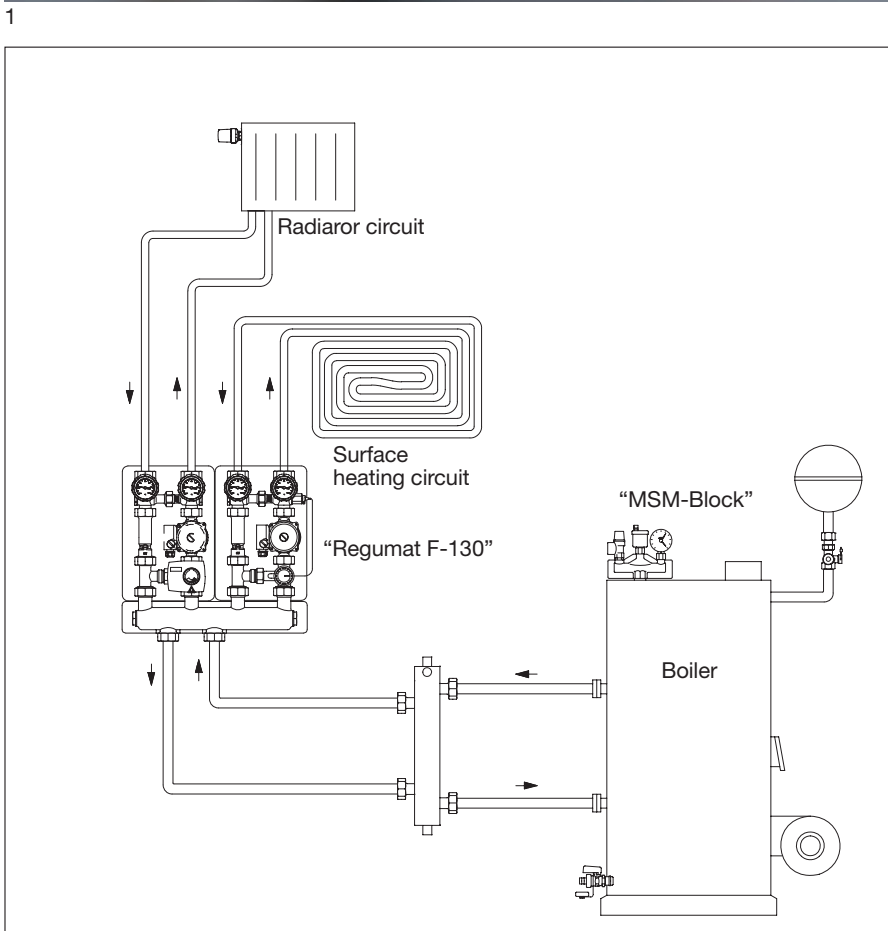
The sensor in the supply pipe regulates the mixing valve according to the set flow temperature. If the flow temperature is too high, the electric sensor attached to the pipe switches off the pump and switches it on again when the temperature has dropped.

Advantages:

- pre-assembled connection system with pump length 130 mm or 180 mm
- high quality materials
- insulation made of expanded polypropylene supplied with each “Regumat F”/“Regumat FR”
- easy installation by use of tailpipe sets
- sensor integrated in the return
- includes an electric sensor attachment for the pipe

The connection system consists of one isolation set with integrated thermometers, one check valve, one three-way mixing valve, one temperature controller with immersion sensor, control range 20–50 °C, one circulation pump Grundfos UPS 25-60 or Wilo RS 25/6, one electric sensor attachment for the pipe and one safety temperature limiter.

- 1 “Regumat F-130”
- 2 System illustration
- 3 “Regumat F-180” with heat exchanger





1



2

1 Heat exchanger with insulation and safety group, modular complement to the boiler connection systems "Regumat" DN 25.

2 Hydronic header/distributor combination "HydroFixx" DN 25 with insulation and wall bracket, compact construction made of steel, for the connection of 2 or 3 "Regumat".

3 Safety group for the protection of pressurized systems, for the connection to heat exchanger "Regumat".

4 Distributor with insulation and wall brackets for the connection of 2 or 3 "Regumat" (up to 5 heating circuits).

5 Hydronic header for the hydronic decoupling of heating and boiler circuit, with insulation.

Hydronic UNIT 25

Combination of distributor and hydronic header.

6 Boiler safety device "MSM-Block" for closed heating systems according to EN 12828 with a capacity up to 50 KW.

The "MSM-Block" consists of:

Brass body, pressure gauge, brass airvent with automatic shut-off, diaphragm safety valve 2.5 or 3 bar and insulation.

Models: Female threaded connection DN 25 1" and male threaded connection G1 flat sealing.

7 Mixing valve with actuator "Lineg" for flow temperature control in central heating systems with circulation pump. Manual or electromotive operation (illustr.). Model: Three-way mixing valve, bronze four-way mixing valve DN 25 1" or DN 32 1 1/4".

8 Differential pressure relief device for subsequent conversion for "Regumat S/M3/M4" DN 25-130/180 and DN 32-180.



3



4



5



6



7



8



1



2



3



4



5



6



7



8

1 Pump ball valves "Optibal P" for a simplified installation of circulation pumps for hot water central heating systems. The pump ball valves are available with and without check valve.

2 Temperature controller with immersion or contact sensor and bronze three-way diverting or mixing valve PN 16. Especially suitable for return temperature increase of solid fuel and pellet boilers. Actuation also by use of electrothermal or electromotive actuators.

3 Valve with lead lockable cap "Expa-Con" with lead sealing device for the control, maintenance and possible replacement of diaphragm expansion tanks.

4 Airvents with automatic shut-off, made of brass; angle pattern model without automatic shut-off or precision airvent with automatic shut-off.

5 Bronze strainer with simple or double wire basket (for fine straining), wire basket made of stainless chromium steel.

6 Piston type spring assisted check valves and check valves
Piston type spring assisted check valves made of bronze, brass with FKM seal for horizontal and vertical installation. Bronze check valves with and without automatic deaeration, with female/male thread or with flanged connection.

7 Brass gauge cock for the use of gauges in heating systems. With gland nut and female thread, unplated or chrome plated.

8 Brass ball valve "Optiflex" with male or female thread, self-sealing, with counternut, handle with stop, hose connection (soft sealing) and cap.

Further information on the boiler and pump valves can be found in our catalogue "Products", in our technical data sheets as well as on the internet, product range 6.

Subject to technical modification without notice.

F. W. OVENTROP GmbH & Co. KG
Paul-Oventrop-Straße 1
D-59939 Olsberg
Germany
Telephone +49 (0) 29 62 82-0
Telefax +49 (0) 29 62 82-450
Internet www.oventrop.de
E-Mail mail@oventrop.de

For an overview of our global presence visit www.oventrop.de